


PAPER CRAFT

<http://www.canon.com/c-park/en/>



● Tree



● Front cover



Assembly Instructions

..... **Mountain fold**(dotted line) ——— **Scissors line**(solid line)
*Make a mountain fold. *Cut along the line.

- - - - - **Valley fold**
(dashed and dotted line)
*Make a valley fold. ——— **Cut in line**(solid line)
*Make a cut.

▲ **Black triangle**
Glue here

△ **White triangle**
Glue the back




You will need

scissors, paste, a used ballpoint pen (tracing along the fold lines makes them easier to fold)



Caution:Glue, scissors, and other tools may be dangerous to young children so be sure to keep them out of the reach of young children.


● **Base**




● **Back cover**




● **Stickers**




● Base(Red)




● Base(Blue)



● Front cover(Red)



● Front cover(Blue)



● Envelope

